

# What Do I Use For Bait?

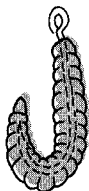
## HOW DO I BAIT MY HOOK?

It is easy to stab yourself with a fish hook! Be very careful.


**Worms** are a favorite fish bait. The worm will wiggle. Hold it tightly at one end with your thumb and finger. Bring the hook down through one end of the worm until the worm covers the hook. Pull the hook down; don't try to push the worm on the hook. Worms are found in rich soil, under leaves in the woods, or in gravelly soil along streams. Keep them in a can with damp soil and in the shade.



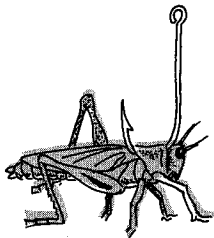
When fishing for catfish or bass, hook worm like this. Leave the end free to wiggle.



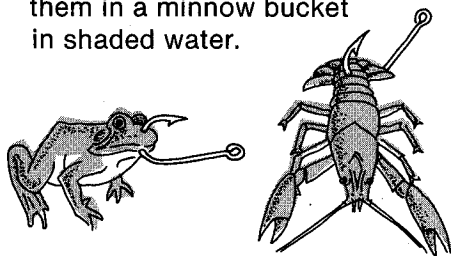
For sunfish and other "bait-stealers," hook bits of worms like this.



**Minnows** used for bait are usually 1 to 3 inches long. Put the hook through the very top of its back, just in front of the fin, so the minnow can swim. You will probably want to buy your minnows. Keep them in a minnow bucket in shaded water.



**Grasshoppers and crickets** are good summer bait. Hook them through the collar that is just behind their necks. The hook should be slipped under this collar so that the point is exposed. This keeps the insect alive and will attract fish. Grasshoppers are found in tall grass and are kept best in a small wire cage.



Live **crawdads** and small **frogs** are good bass bait. Crawdads are found under rocks in the water. Hold them along the back, so you won't get pinched, and push the hook through the tail. Hook small frogs, which are found along the shore, through both lips or a leg.

**Doughballs** are the best bait for carp. These are easily made from flour, bread, cornmeal, or wheaties dampened with water and honey. Form in a tight ball. Press on small hook.

